


Buckingham Mfg. Co., Inc.

MODEL # 6909U - UNIVERSAL POLE GAFF GUARD ATTACHMENT INSTRUCTIONS

Model 6909U is a clip on, spring type gaff protector . The Universal Gaff Guard protects gaffs from damage and from damaging other equipment while stored and transported in tool bags. The spring portion is plastic coated with a soft yet durable high visibility yellow plastic. The plastic coating reduces friction between the gaff and the guard keeping gaffs as sharp as new. The plastic coating also prevents corrosion between the gaff and the guard. The Universal Gaff Guard will fit all Buckingham Mfg. Co. Pole Climbers, as well as other commercial brand pole climbers.

NOTE: Gaff Guards for Pole Climbers are mandated by OSHA regulation Part 1910.268(G)(3)(i).



Model # 6909U

NOTE: The Universal Gaff Guard (Model # 6909U) is not intended for nor will it fit climbers equipped with Tree Gaffs.

Mounting Instructions:

1. With the spring portion of the Gaff Guard on the inside (opposite of gaff side) of the climber slide the Gaff Guard over the shank of the climber as shown in Fig. 1.




Fig. 1.

OVER

2. Slide the Universal Gaff Guard down the climber shank, place the gaff inside the spring portion of the gaff guard and then slide the gaff up the leg iron shank to ensure full insertion of the gaff into the guard as shown in Fig. 2.




Fig. 2.

3. Press the locking end of the gaff guard down and insert it into one of the loops as shown in Fig. 3.

NOTE: The locking end may fit in either the first or second loop depending on the type of climber it is being mounted on. Use whichever loop that gives you a more secure fit.



Fig. 3.

BUCKINGHAM MFG. INC.
BINGHAMTON, NY
(607) 773-2400
E-mail – sales@buckinghammfg.com
Web site – www.buckinghammfg.com